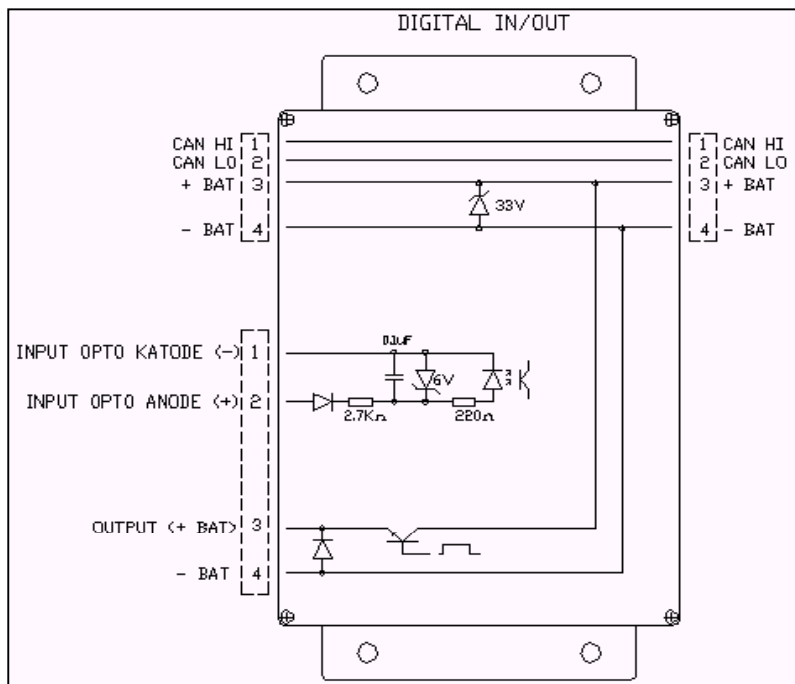
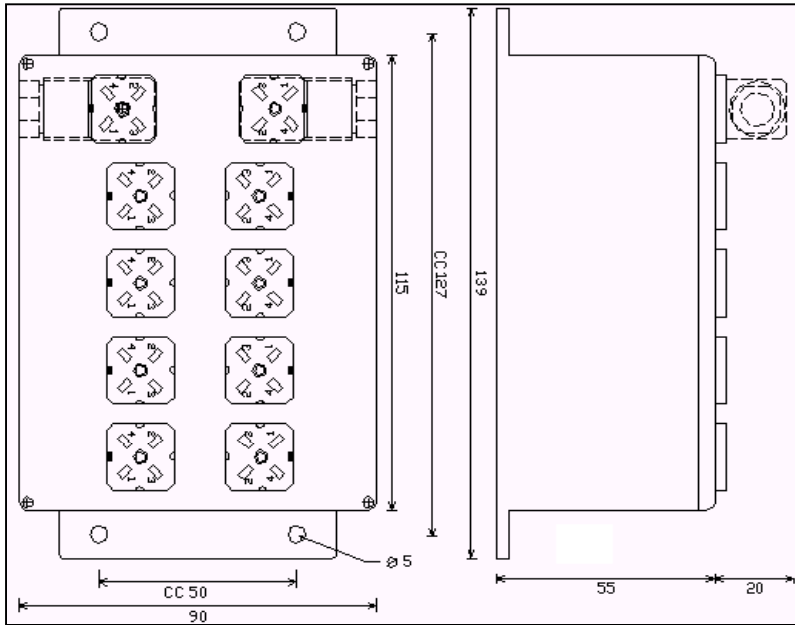


Specifikation		Specification	
Matningsspänning	Power supply	10-30	VDC
Spänningsrippel	Voltage ripple	<3	V t-t
CAN protokoll	CAN protocol	2.0B	150Kbit
CAN drivkrets	CAN driver	82C251	Philips
Antal I/O	Number of I/O	8	I/O
I/O adress	I/O address	1-25	ID
Modulkontaktidon	Module connectors	G4A5M	Hirschmann
Kabelkontaktidon	Cable connectors	G4W1F	Hirschmann
Operativsystem	Operating system	CanCom	CanPro
CPU	CPU	98AZ60	Motorola
Flashminne	Flash memory	60	KB
Kapsling	Housing	Black painted	Aluminium
Egenförbrukning	Internal consumption	60	mA
Vikt	Mass	0.75	Kg
Omgivningstemp.	Operating temp.	-30 - +50	Celcius
Utgångar			
Belastbarhet	Maximum load	2000	mA / IO
Övertemp skydd.	Overtemp protected	+150	Celcius
Kortslutningsskydd	Short circuit protect	5	A
Återställning av skydd	Reset protection	Interrupt power	>2s
Aktiveringstid	I/O response time	25	ms
Ingångar			
Ingångar	Inputs	Isolated	Opto
Ingång aktiv "1"	Input activated "1"	>3	VDC
Frekvensingång	Frequency counter	1-255	Hz
Ingångs resistans	Input resistance	3000	ohm
Buss uppdateringstid	Bus update time	typ. 50	ms
Tid mellan inläsningar	Input capture	typ. 50	ms
EMC			
Emission CISPR 25	Emission CISPR 25	30-1000MHz	Broad, Narrow
Immunitet			
EN61000-4-6	Conducted	Industrial	1-80MHz
EN61000-4-3	Radiated	30V/m 80%	80-600MHz
EN61000-4-3	Radiated	20V/m 80%	600MHz-1GHz
EN61000-4-2	ESD	Air/Contact	8/4 KV
ENV 50204	Radiated pulse	30V/m	900MHz / 200
EN61000-4-8	Magnetic field	30A/m	50Hz
ISO 7637-1	12V system	Pulse	4
ISO 7637-2	24V system	Pulse	1a,1b,2,3a,3b



V35-

Port simulator:

8 flags can be sent to the CAN-bus for analysis, or to be used as conditions.

To activate the functions the digital module must have the comment "SIM,mm,ff
mm is simulated CAN-bus ID and ff flag (and 7 more flags).

Always state two numbers for ID and Flag, e.g. ID1 Flag 5 is written "SIM,01,05
In the example below: "SIM,20,28 flag 28-35 will be sent to ID20 as port 1-8.

Make sure to write SIM with capital letters.

To be able to use the ports as conditions, a module need to be entered in the module configuration, in this case ID20. Set chosen ports as inputs and add port comments if desired.

V36-

Function FQF (FreQuencyFilter):

Filter function on inputs that is chosen to be frequency inputs.

The function is activated with "FQF,A in the comment for the port, where A is damping. The value can be 1-255. If A is set to 1, you get the original frequency. (0 cannot be used, then the function will be invalid).

Example: "FQF,5 written in the comment for port 2 give you a damping of the frequency with factor 5.

	Function	Port Comment
I/O 1	-Not Connected	
I/O 2	Freq. counter	"FQF,5

If the value needs to be rescaled add *B or /B to the condition.

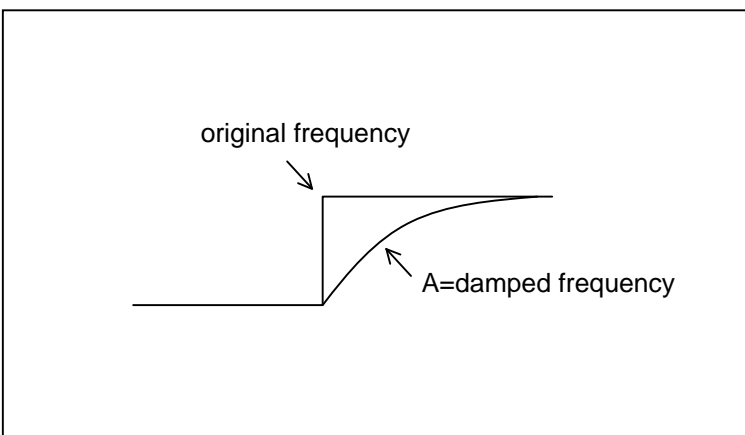
The function will then either be "FQF,A,*B or "FQF,A,/B

The result of the rescaled frequency for port 1 is presented in flag 25, for port 2 in flag 26 and so on. (Port 1=Flag 25 Port 8=Flag 32). The other flags will be unchanged.

Example: "FQF,5,/2 written in the comment for port 2 give you a damping of the frequency with factor 5 and in flag 26 the frequency divided by 2, that is 0-255 corresponds to a frequency that is 0-512 Hz.

The flags keep the value of the rescaled frequency.

	Function	Port Comment
I/O 1	-Not Connected	
I/O 2	Freq. counter	"FQF,5,/2



Instruction for installation:

Assembly:

The module can be assembled in any optional position.
When installing the module, the casing of the module shall have good electrical contact with the base frame of the vehicle.

Electrical installation:

Secure the module with maximum 10 Ampere fuse.
The connectors is made for maximum 10 Ampere.
The module has no built-in CAN termination.

Other:

The module is hermetically moulded in PUR.
The enclosure is made of powder coated aluminium.
The module enclosure is potential free.

Declaration of Conformity according to the EMC directive 2004/108/EC

Försäkran om överensstämmelse enligt EMC direktivet 2004/108/EC

By signing this document the undersigned declares as manufacture that the equipment in question complies with the protection requirements of directive(s)

Genom att underteckna detta dokument försäkras undertecknad såsom tillverkare att angiven utrustning uppfyller skyddskraven i rubricerade direktiv

CanCom **Digital I/O module**

CISPR25

EN 61000-4-3

EN 61000-4-6

ENV 50204

ISO 7637-1 puls 4

ISO 7637-2 puls 1a,1b,2,3a,3b

EN 61000-4-2

EN 61000-4-8

Radiated RF emission

Radiated immunity

Conducted immunity

Radiated immunity pulse

Conducted transients on power lines

Conducted transients on power lines

ESD (4kV contact, 8kV Air)

Magnetic field (50Hz 30A/m)




Jörgensen Industri Elektronik AB

Järnvägsgatan 1 535 30 Kvänum Sweden

Phone +46 512 92229 Fax +46 512 92115

www.jorgensen-elektronik.se

28.10.2009


M